



2023 ANNUAL REPORT

CORE VALUES

- Respect Dignity,
- Compassion, Equity
- Accountability
- Making a Positive Difference
- Quality and Excellence
- Partnering
- Courage
- Honesty and Integrity

OUR MISSION

Creating solutions to poverty and improving lives in our community.

OUR VISION

Our vision is that every resident we serve has the resources and opportunities needed to reach their full social, civic, and economic potential, to be secure in their own lives and to be vital participants in their communities.

EQUITY STATEMENT

People of color, as well as historically stigmatized groups, face disparities in health, education, and economic outcomes. Because of this, we have a special obligation to promote equity based on race, ethnicity, place of birth, religion, gender, age, sexual orientation, economic status, and immigrant status.

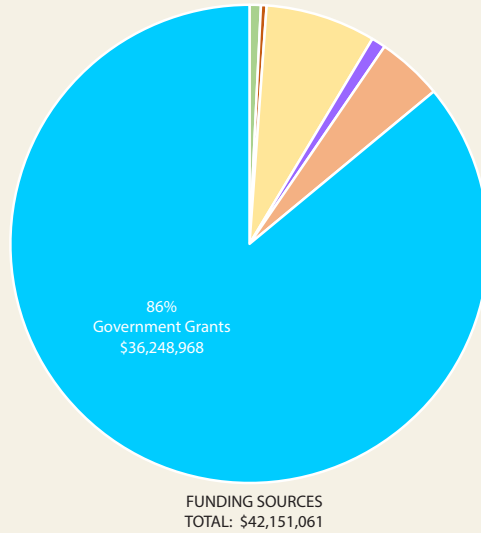
We will know we have achieved our goal of becoming an inclusive and culturally responsive Agency when our leadership, staff, volunteers, friends, and stakeholders together:

- Celebrate diversity as an asset rather than an obligation.
- Reflect our community's diversity.
- Foster full participation by diverse individuals in our decisions.
- Have a sense of community, safety, and mutual caring.
- Commit to promoting cultural responsiveness individually, within their organizations and within the broader community.



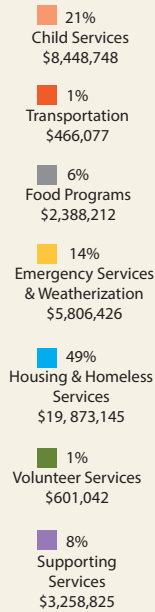
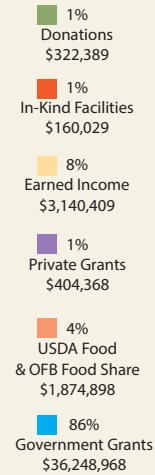
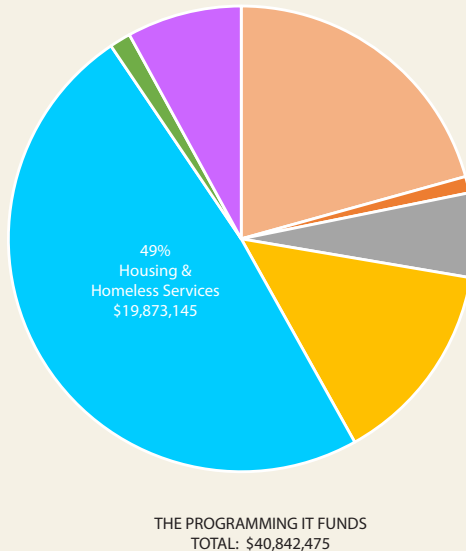
HOW UCAN IS FUNDED:

UCAN (United Community Action Network) leverages a variety of funding sources to deliver programs and services for residents with low incomes throughout Douglas and Josephine counties. Our FY22 budget was approximately \$42 million. Revenues for that year were especially high, as we received significant extra funds to address the pandemic emergency. We've seen a decrease in government funds more recently, so donors, local businesses and foundations are more important than ever in providing flexible resources we need to meet on-going community needs.



UCAN'S USE OF FUNDS:

While many of UCAN's programs target low-income individuals, we also serve others living above the poverty level but struggling to make ends meet. UCAN has a staff of around 240, a cohort of National Service members, and many volunteers working to meet local needs. Almost 1/2 of our revenues in FY22 went to addressing the housing issues of local residents. Our next largest percentage of expenditures were spent to support families with young children. Since this time, we have seen a significant increase in the need for emergency food, as households struggle to pay higher food prices. We expect that next year's annual report will show an increase in the amount of expenses tied to our food programs.



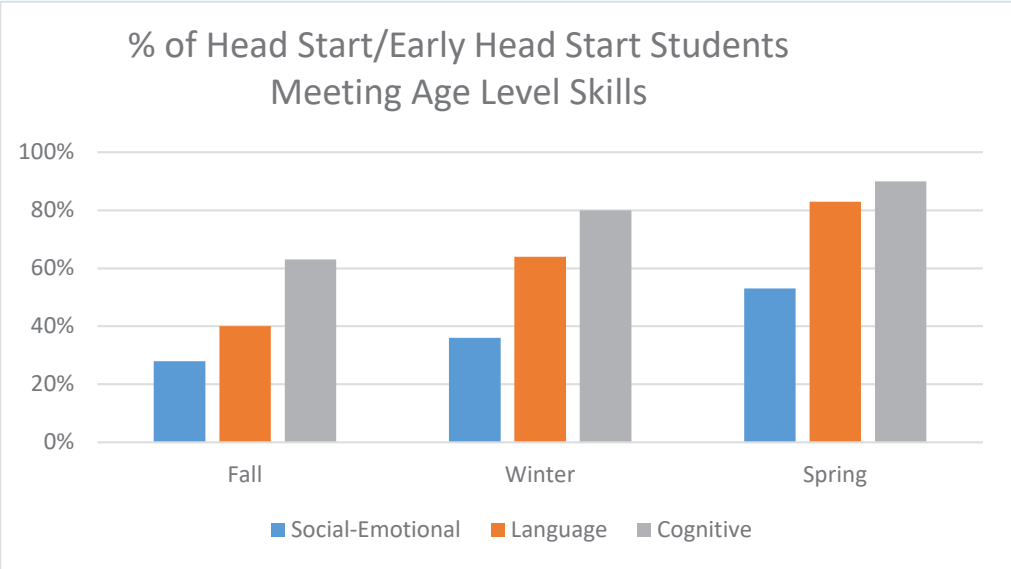
UCAN PROGRAMS AND SERVICES

	Head Start/Early Head Start offers early childhood education, health, nutrition, and family support services.		Housing Stabilization Services offers an array of services, including rent assistance, to prevent housed individuals from being evicted, and to help those lacking stable housing obtain such housing.
	Healthy Families provides evidence-based, voluntary home visiting program for families supporting positive parent child relationships and educational outcomes		Affordable Housing provides approximately 90 units of low-cost rental housing.
	Healthy Start assists families with young children experiencing high levels of stress.		Veterans Services offers supportive services to veteran families to stabilize their housing situation.
	Nurse Home Visiting supports families, typically with children having developmental or health concerns, so that their health needs and other needs are met.		Representative Payee helps seniors and those with disabilities pay their bills.
	WIC is for pregnant and post-partum women, infants and children through age 5, and provides nutritious foods, pregnancy and breastfeeding guidance, nutrition-focused counseling, free health screenings and connections to resources.		Medicaid Non-Emergency Transport provides transportation to non-emergency medical appointments for individuals enrolled in the Oregon Health Plan.
	Emergency Food is offered through our Feeding Umpqua Program, and provides emergency food through a network of local pantries and kitchens.		SHIBA (Medicare Education and Enrollment Assistance) provides free education and support for those seeking information about enrolling in Medicare.
	Nutrition Programs are offered by Feeding Umpqua to support healthy eating and diets.		Tax Assistance provides free help completing and filing personal tax forms.
	Utility Assistance helps local residents avoid disconnections by helping to pay utility bills, including energy, water and sewage bills.		AmeriCorps supports placement of AmeriCorps members to support non-profits and government agencies in Coos, Curry, Douglas, Jackson and Josephine County.
	Weatherization provides home repairs and equipment replacement to increase home warmth and address home health and safety concerns.		Shelter Programs offer shelter in both Douglas and Josephine County to those lacking housing, along with services to help such individuals find permanent housing.

HEAD START / EARLY HEAD START

In the 23-24 school year, UCAN Head Start/Early Head Start used Creative Curriculum and the Desired Results Developmental Profile (DRDP) assessment systems to prepare and track students' readiness for kindergarten. We work with parents to set school goals for each child based on that child's current stage of development. We have an agency School Readiness Team that meets quarterly with school district representatives to ensure that our program aligns with school district expectations and to ensure that we work together so that Head Start children and families smoothly transition to the K-12 system. We offer joint trainings each year to kindergarten and Head Start teachers. In 2022-23, trainings focused on realistic expectations for children's social emotional development and fine motor development. Transitions to kindergarten were once again conducted. Head Start children visited the school they are transitioning to in small groups. Families and Head Start teachers met and filled out transition forms that were sent to the elementary school. The forms include information about assessment progress and attendance reports for children the schools receive from our program. Head Start teachers and Kindergarten teachers in three school districts met to discuss transitioning children. Families were encouraged to attend Kindergarten Round Up/registration activities

and Head Start Family Service Educators helped secure needed documents for the registration process. Head Start leadership members participate countywide in Kindergarten readiness efforts through the South Central Early Learning HUB. Children transitioning from Early Head Start into Head Start classrooms visited their Head Start classroom and teacher or home visitor, and families met with Head Start staff to support their children's transition. The chart shows the outcomes for pre-school children in the program during the 2022-23 school year in the most relevant school readiness domains, showing increasing percentages meeting key domains throughout the program year.



HEAD START NEEDS ASSESSMENT SUMMARY

UCAN's 2023 Head Start Needs Assessment has the following data related to Head Start/ Early Head Start programming:

- After falling for the past four years, the poverty rate for children age newborn to four in Douglas County rose in 2021. There are currently an estimated 1,150 children in that age range living below the federal poverty level (over 20%).
- In 2021, 16.8% children were food insecure in Douglas County, exceeding the national and state percentages of 12.8% and 12.4%. Overall, Douglas County had 3,630 food insecure children. 84% of children in Douglas County are estimated to be eligible for federal nutrition programs that only partially address hunger among children.
- The rate of victimization from child abuse and neglect in the County per 1,000 children is 19.4, far exceeding the statewide rate of 12.5. Douglas County had the 3rd highest rate of Oregon's 36 counties for children in foster care.
- Over one in four children in Douglas County live with a single mother. This is a matter of significant concern, as single households led by mothers are far more likely to be living in poverty than other types of households.
- In Douglas County, 47.4% of births in 2021 were to unmarried women. This percentage is significantly greater than the state rate (38.5%). The rate of teenage pregnancy in Douglas County was also comparatively high, with a rate of 4.3 per thousand in Douglas County (far in excess of the state rate of 2.6).
- For children ages 0-2, Douglas County as a whole is classified as an extreme childcare desert. Douglas County's status shifted between 2020 from a desert to an extreme desert, likely due to the Pandemic. For children ages 3-5, Douglas County is a childcare desert.
- For school year 2021-2022, the five-year cohort graduation rate for Douglas County schools was the fifth lowest statewide at 76.7%. Douglas County had the 3rd highest dropout rate in the state. Of 14 local high schools, only one had a higher percentage of students going on to post-secondary education than the state average.
- Between 2021 and 2022, local children experienced a sharp increase in homelessness. The number of homeless children counted in the annual PIT count in Douglas County increased from 58 to 110.
- Though inflation rates have lowered from last year's extremes, it remains likely that more families will qualify for Head Start services. Childcare is becoming even less affordable. And the costs of such basics as food and gas continue to rise at rates beyond any wage increases local families are seeing.

United Community Action Network
Statement of Revenues and Expenditures - Annual Report - Head Start
From 7/1/2021 Through 6/30/2022
(In Whole Numbers)

	YTD Actual	Budget
REVENUES & SUPPORT		
Public Support	509	0
Grants - Government	7,295,102	1,475,882
Grants - Private Foundations	34,424	0
Total REVENUES & SUPPORT	7,330,035	1,475,882
EXPENDITURES		
Personnel Expenses	5,669,126	1,311,831
Professional Services	59,208	11,951
Training, Travel & Auto Expenses	116,483	21,837
Occupancy Expenses	197,531	33,631
Insurance	68,017	14,955
Depreciation & Amortization	139,288	15,698
Program & Operating Supplies	431,912	53,430
Equipment	189,598	1,902
Repairs & Maintenance	234,517	9,810
Food Purchases	217,818	0
Miscellaneous Expenses	(2)	837
Total EXPENDITURES	7,323,496	1,475,882
CHANGE NET ASSETS	6,539	(0)
ENDING NET ASSETS	6,539	(0)

DIRECTOR'S MESSAGE

UCAN once again carefully stewarded our resources this year as we worked to create solutions to poverty, improving lives in our community. Government revenues dropped from the past few years, as extra funding to address the pandemic ended. But two years of extremely high inflation continued to take a toll on local residents, particularly those on fixed incomes and those earning minimum wage. We approached our work strategically to best meet the growing needs of local residents.

We stepped up to address the local housing crisis, for the first time operating homeless shelters in both Douglas and Josephine County. Our Josephine County shelter, Foundry Village, offered tiny homes to guests. Our Douglas County shelter, the Gary Leif Navigation Center, offered individual pallet shelters. Our work filled a gap by offering 24/7 shelter to some of those with the greatest barriers to securing a roof over their heads.

We innovated to help households struggling to survive during weather extremes. Staff offered folks living without shelter a place to sleep on 45 separate days in Grants Pass this winter, where temperatures dropped as low as 17 degrees. And we made arrangements with the Oregon Health Authority to distribute nearly 100 home ac units just days before residents of Douglas and Josephine County saw temperatures soar over 110 degrees this summer.

This past year saw UCAN close out our participation in Oregon's wildfire recovery program, which had focused in part on damage done by the Archie Creek fire to residents of Eastern Douglas County. We performed this work in partnership with Glide Revitalization, a local non-profit serving the area. Together, we were able to take much needed action, including installing new manufactured homes. We were also able to open a new preschool classroom in Glide, using Preschool Promise funds.

I invite you to take a look at the many other services we provided over the past year. We not only depend on our hardworking staff to support so many local residents, but also upon close collaborations with community partners, dedicated volunteers, local foundations and generous donors. Together, we're working to make UCAN's Vision a reality, creating a place where:

The residents we serve have the resources and opportunities needed to reach their full social, civic, and economic potential.



Sincerely,
Shaun Pritchard
UCAN Executive Director

UCAN BOARD OF DIRECTORS:

Appointed/Elected Officials:

Steve Loosely-Chair

Lily Morgan

Tom Kress-Vice Chair

Tina Gotchall-Alternate

Rachel Pokrandt-Alternate

Community Representatives:

Brianna Neeley-Secretary

Patricia Attaway

Community Representatives:

Mike Durbin-Treasurer

Jennifer Gustafson

Terah Wheeler-Henrich

In accordance with Federal civil rights law and U.S. Department of Agriculture (USDA) civil rights regulations and policies, the SDA, its Agencies, offices, and employees, and institutions participating in or administering USDA programs are prohibited from discriminating based on race, color, national origin, sex, disability, age, or reprisal or retaliation for prior civil rights activity in any program or activity conducted or funded by USDA. Persons with disabilities who require alternative means of communication for program information (e.g. Braille, large print, audiotape, American Sign Language, etc.), should contact the Agency (State or local) where they applied for benefits. Individuals who are deaf, hard of hearing or have speech disabilities may contact USDA through the Federal Relay Service at (800) 877-8339. Additionally, program information may be made available in languages other than English. To file a program complaint of discrimination, complete the USDA Program Discrimination Complaint Form, (AD-3027) found online at: http://www.ascr.usda.gov/complaint_filing_cust.html, and at any USDA office, or write a letter addressed to USDA and provide in the letter all of the information requested in the form. To request a copy of the complaint form, call (866) 632-9992. Submit your completed form or letter to USDA by:

Mail: U.S. Department of Agriculture
Office of the Assistant Secretary for Civil Rights
1400 Independence Avenue, SW
Washington, D.C. 20250-9410;

Fax: (202) 690-7442; or
Email: program.intake@usda.gov

This institution is an equal opportunity provider.

MEETING NUTRITIONAL NEEDS

FOOD ON THE TABLE

Feeding Umpqua collects, stores and distributes emergency food for a network of local member agencies serving low-income residences in 37 locations throughout Douglas County. Last year, we provided 1,767,978 pounds of food to our local network. Our network's 17 pantries provided 25,174 emergency food boxes and our network's 6 community kitchens/shelters provided 118,754 meals. Feeding Umpqua itself offered 43,000 pounds of emergency food directly to 2,343 residents of 4 remote Douglas County communities: Days Creek, Camas Valley, Elkton and Diamond Lake. The number of food boxes provided and the number of meals served increased by 62% from the previous year.



1,767,978

Pounds of food distributed



25,174

Food boxes



118,754

Congregate meals



37

Locations

HEALTHY EATING

Our Women, Infant and Children (WIC) program helped meet the nutritional needs of 4,307 women, infants and children in Douglas County. These households received free WIC foods. They also received:

- Nutrition education,
- Breastfeeding education and support,
- Health screenings and dental checkups
- Basic hygiene and safety items

Feeding Umpqua also provided nutrition related programming to 2,063 children.



4,307

People received WIC services



2,063

Provided nutrition programming

FINANCES

IMPROVING FINANCES

UCAN supported programs helping local individuals better manage their money and obtain additional income. We were able to help build the financial management skills (budgeting, credit management, credit repair, and credit counseling) for 295 individuals. We provided bill pay services for 73 local residents. We also supported tax assistance programming helping 1,343 people not only file their taxes, but often to obtain money back from credits.



295

Learned financial management skills



1,343

Received tax assistance

HOUSING

A PLACE TO CALL HOME

Our Housing Stabilization Service Department met Josephine and Douglas County residents' housing needs in a variety of ways, including:

- 678 individuals received assistance paying rent
- 289 individuals received assistance paying deposits
- 42 individuals received landlord/tenant rights education.
- 68 individuals obtained emergency housing placement.
- 30 individuals obtained transitional/permanent housing placement

UTILITY PAYMENT/ STAYING WARMER

UCAN's Utility Assistance staff met the needs of a significant number of households last year. 6,476 individuals had their utility bills paid, and 2,527 individuals had payments made to cover prior bills. 42 individuals had their homes receive repairs and other measures to keep their homes warmer in winter. 1,159 households received efficiency kits and/or energy education to further keep energy bills lower. We also helped operate an emergency warming shelter in Grants Pass.



678

Received assistance paying rent



289

Received assistance paying deposits



6,476

Individual utility bills paid



42

Homes weatherized

HELPING KIDS SUCCEED

DEVELOPING YOUNG CHILDREN'S SKILLS

UCAN's Head Start program served a total of 473 children in 2022. Infants, toddlers and children ages 3-4 not only took part in activities carefully designed to prepare them to succeed in kindergarten, they: Received healthy breakfasts, lunches and snacks, Had their vision and hearing screened, Were screened to see if they have special needs, and referred to services if they did. At the same time, Head Start family service staff helped parents to better support their children's education.



473

Childrent served in Head Start



1000

Home visits to families

SUPPORTING YOUNG FAMILIES

UCAN has two programs solely providing home visits to vulnerable families: Healthy Families and Nurse Home Visiting. Nurse Home Visiting operates in Douglas County, while Healthy Families serves Lake, Klamath and Douglas County. These two programs, which offer resources, education, support and much more primarily to families with young children, offered around 1,000 home visits to families in 2022.

United Community Action Network
Statements of Financial Position
June 30, 2022 and 2021

ASSETS	2022	2021
Current assets:		
Cash and cash equivalents	\$ 311,813	\$ 194,942
Restricted cash - capital projects	227,890	117,390
Contracts/grants receivable	3,947,150	3,879,463
Prepaid expenses and other assets	194,600	76,853
Inventory	344,955	324,232
Total current assets	<u>5,026,408</u>	<u>4,592,880</u>
Non-current assets:		
USDA reserve cash	-	52,394
Property and equipment:		
Land	3,610,394	2,436,769
Buildings and building improvements	19,619,790	17,868,495
Leasehold Improvements	101,105	91,020
Furniture, fixtures and equipment	1,228,347	1,228,347
Vehicles	1,571,343	1,225,610
Construction in process	-	151,535
Total property and equipment	26,130,979	23,001,776
Less: accumulated depreciation	<u>(8,617,286)</u>	<u>(7,908,498)</u>
Total property and equipment (net)	<u>17,513,693</u>	<u>15,093,278</u>
Total non-current assets	<u>17,513,693</u>	<u>15,145,672</u>
Other assets:		
Beneficial interest in assets held by Community Foundation	16,682	17,665
TOTAL ASSETS	<u>\$ 22,556,783</u>	<u>\$ 19,756,217</u>
LIABILITIES AND NET ASSETS		
Current liabilities:		
Accounts payable	\$ 631,945	\$ 788,391
Accrued payroll and payroll taxes	1,092,976	876,820
Accrued employee paid time off	277,761	275,461
Unearned revenues	356,865	35,274
Refundable deposits	42,354	44,611
Accrued interest payable	6,938	40,681
Current portion of long-term notes payable	98,978	1,798,591
Total current liabilities	<u>2,507,817</u>	<u>3,859,829</u>
Long-term liabilities:		
Notes payable - long term (net of current portion)	3,968,553	1,123,578
TOTAL LIABILITIES	<u>6,476,370</u>	<u>4,983,407</u>
Net assets:		
Without donor restrictions	14,509,303	12,652,165
With donor restrictions	1,571,110	2,120,645
TOTAL NET ASSETS	<u>16,080,413</u>	<u>14,772,810</u>
TOTAL LIABILITIES AND NET ASSETS	<u>\$ 22,556,783</u>	<u>\$ 19,756,217</u>

United Community Action Network
Statement of Activities
Year Ended June 30, 2022

	Without Donor Restrictions	With Donor Restrictions	Total
REVENUES AND SUPPORT			
Government agencies	\$ -	\$ 36,248,968	\$ 36,248,968
Contributions	-	322,389	322,389
Private agencies	-	404,368	404,368
USDA food	-	568,889	568,889
In-kind services and facilities use	-	160,029	160,029
Other donated food commodities	-	1,275,441	1,275,441
Program earned revenues	1,500,624	-	1,500,624
Commodities and food sales	30,568	-	30,568
Miscellaneous	1,639,785	-	1,639,785
Total revenue and support	<u>3,170,977</u>	<u>38,980,084</u>	<u>42,151,061</u>
Net assets released from restriction:			
Satisfaction of program purpose restrictions	39,528,636	<u>(39,528,636)</u>	-
Total release from restriction	<u>39,528,636</u>	<u>(39,528,636)</u>	-
Total	<u>42,699,613</u>	<u>(548,552)</u>	<u>42,151,061</u>
EXPENSES			
Program services:			
Child services	8,448,748	-	8,448,748
Transportation	466,077	-	466,077
Food programs	2,388,212	-	2,388,212
Energy services	4,954,205	-	4,954,205
Weatherization	852,221	-	852,221
Housing and stabilization services	18,812,152	-	18,812,152
Property management	1,060,993	-	1,060,993
Volunteer services	601,042	-	601,042
Total program expenses	<u>37,583,650</u>	<u>-</u>	<u>37,583,650</u>
Supporting services:			
Management and general	3,258,825	-	3,258,825
Total supporting services	<u>3,258,825</u>	<u>-</u>	<u>3,258,825</u>
Total expenses	<u>40,842,475</u>	<u>-</u>	<u>40,842,475</u>
Operating income (loss)	<u>1,857,138</u>	<u>(548,552)</u>	<u>1,308,586</u>
Nonoperating income (loss)			
Change in value of assets held by Oregon Community Foundation	-	<u>(983)</u>	<u>(983)</u>
Total nonoperating income (loss)	<u>-</u>	<u>(983)</u>	<u>(983)</u>
CHANGE IN NET ASSETS	<u>1,857,138</u>	<u>(549,535)</u>	<u>1,307,603</u>
NET ASSETS AT BEGINNING OF YEAR	<u>12,652,165</u>	<u>2,120,645</u>	<u>14,772,810</u>
NET ASSETS AT END OF YEAR	<u>\$ 14,509,303</u>	<u>\$ 1,571,110</u>	<u>\$ 16,080,413</u>

CARING FOR OUR COMMUNITIES



HEADQUARTERS

Douglas County Office

251 NE Garden Valley, Suite 205

Roseburg, OR 97470

www.ucanap.org | 541-672-3421

Josephine County Office

900 SE 8th Street

Grants Pass, OR 97526